

This form is closed.

2024 Institutional Update: Non-financial Form

Lake Region State College - Devils Lake, ND

Completed Date: 03/19/2024 04:35 PM

Status: Completed

Legend: New Draft Updated Deleted Incomplete

i Institution Information 03/19/2024 04:35 PM Completed

Institution Information 3/19/2024 4:35:00 PM Completed

* Required

Name *

Lake Region State College

Mailing Address 1
1801 College Dr N

Mailing Address 2

City
Devils Lake

State
North Dakota

Postal Code
58301-1598

Country
United States

Main Phone Number *
(701) 662-1600

Fax *
(701) 662-1570

Website *
www.lrsc.edu

Mark of Accreditation Status
Webpage

Is the institution incorporated? *
No


State of Incorporation

What is the enabling or authorizing
legislation for the institution? *

North Dakota Century Code
Chapter 15-10-01.1

Superordinate entity *
North Dakota State Board of
Higher Education



 **Contact Roles** **03/19/2024 04:35 PM**  **Completed**


Contact Roles **3/19/2024 4:35:00 PM**  **Completed**

* Required

I have reviewed the list of contact
roles and made any necessary
changes in the Contact Update
Survey. *

Yes

 **Federal Compliance** **03/19/2024 04:35 PM**  **Completed**

**Accrediting Agencies Reported
to HLC** **3/19/2024 4:35:00 PM**  **Completed**

* Required

Accreditor	Program	Status
Commission on Accreditation of Allied Health Education Programs	Personal Fitness Training	Good Standing
	Status Reason	Effective Start Date
	-	05/18/2018
Effective End Date	Action Letter	
-	-	

Accreditor
Accreditation Commission
for Education in Nursing

Program
Associate Nursing Program

Status
Good Standing

Status Reason
-

Effective Start Date
03/01/2021

Effective End Date
-

Action Letter
-

Federal Compliance

3/19/2024 4:35:00 PM

✔ Completed

*** Required**

**I have reviewed the list of
accrediting agencies provided and
made any necessary changes ***

Yes

Academic Term *

- Semester

**Does the institution have a formal
student refund policy? ***

Yes

**Does the institution report any
degree program, certificate or other
academic program to the U.S.
Department of Education in clock
hours for Title IV purposes? ***

No


**If Yes, how many academic
programs are reported in clock
hours?**

**Enter the percentage of first-time,
full-time students receiving Pell
Grants. ***

32

Student Achievement URL *

<https://www.lrsc.edu/discover-lrsc/institutional-research-effectiveness>

 **Head Counts**

03/19/2024 04:35 PM

 **Completed**

Student Head Count by Level

3/19/2024 4:35:00 PM

 **Completed**

	2024	2023
Full-time Undergraduate Head Count	443	416
Part-time Undergraduate Head Count	1367	1263
Full-time Graduate Head Count	0	0
Part-time Graduate Head Count	0	0

Student Head Count by Category

3/19/2024 4:35:00 PM

 **Completed**

	2024	2023
Certificate-Seeking Undergraduate	95	69
Degree-Seeking Undergraduate	504	494
Post-baccalaureate Certificate-Seeking	0	0
Post-baccalaureate Degree-Seeking	0	0
Non-degree-seeking	1211	1116

Institutional Head Count

3/19/2024 4:35:00 PM

 **Completed**


	2024	2023
Full-time Faculty	37	36
Part-time Faculty	7	7
Full-time Administration	45	47
Part-time Administration	0	0
Full-time Staff	30	29
Part-time Staff	0	0
Student-to-Faculty Ratio	20	20.00

Dual Credit

3/19/2024 4:35:00 PM

✔ Completed

	2024	2023
Total Dual Credit Student Head Count	834	732
How many dual credits awarded in the academic year 2023-24?	7330	6568

 Certificate and Degree Programs

03/19/2024 04:35 PM

✔ Completed

Certificates Awarded

3/19/2024 4:35:00 PM

✔ Completed

	2024	2023
Total Certificates Awarded	113	99
Graduate Certificates Awarded	0	0
Undergraduate Certificates Awarded	113	99

Of the undergraduate certificates listed above, how many are NOT part of an existing degree program?

0

0

Degrees Awarded

3/19/2024 4:35:00 PM

✔ **Completed**

	2024	2023
Associate's Degrees Awarded	201	173
Bachelor's Degrees Awarded	0	0
Master's Degrees Awarded	0	0
Specialist Degrees Awarded	0	0
Doctoral Degrees Awarded	0	0

Certificate and Degree Programs Offered

3/19/2024 4:35:00 PM

✔ **Completed**

	2024	2023
Total number Credit-Bearing Certificates offered	13	13
Associate's Degree Programs offered	14	14
Bachelor's Degree Programs offered	0	0
Master's Degree Programs offered	0	0
Specialist Degree Programs offered	0	0
Doctoral Degree Programs offered	0	0

🔍 **Branch Campuses and Additional Locations**

03/19/2024 04:35 PM

✔ **Completed**

Branch Campuses

3/19/2024 4:35:00 PM

 **Completed**

* Required

I have reviewed the list of branch campuses provided and made any necessary changes in the Location and Campus Update or through HLC's substantive change process.

*

Yes

Additional Locations

3/19/2024 4:35:00 PM

 **Completed**

* Required

I have reviewed the list of additional locations provided and made any necessary changes in the Location and Campus Update or through HLC's substantive change process.

*

Yes

**Contractual Arrangements**

03/19/2024 04:35 PM

 **Completed****Contractual Arrangements**

3/19/2024 4:35:00 PM

 **Completed**

No records found.

Verification

3/19/2024 4:35:00 PM

 **Completed**

* Required

I have reviewed the list of contractual arrangements provided and made any necessary changes using HLC's substantive change process. *

Yes

Final Verification

03/19/2024 04:35 PM

Completed

Final Verification

3/19/2024 4:35:00 PM

Completed

* Required

I verify that the reported information
is accurate and has been verified by
the Accreditation Liaison Officer. *

Yes

This form is closed.

This form is closed.



2024 Institution Update: Financial Form

Lake Region State College - Devils Lake, ND

Completed Date: 03/19/2024 04:25 PM



Status: Completed

Legend: New Draft Updated Deleted Incomplete

 **Financial Information** **03/18/2024 01:53 PM**  **Completed**

Financial Information **3/18/2024 1:53:00 PM**  **Completed**

	2024	2023	2022	2021
Ending month of fiscal year	June	June	June	June
Last completed audit year	2023	2022	2021	2020
Did you receive your last completed audit within 6 months of the close of your fiscal year?	Yes	Yes	Yes	Yes
Was your most recent financial audit UNQUALIFIED?	Yes	Yes	Yes	Yes
Did your most recent audit report include a going concern disclosure in the opinion or footnotes?	No	No	No	No

 **Public CFI - Excluding GASB** **03/18/2024 02:02 PM**  **Completed**

Public CFI - Excluding GASB **3/18/2024 2:02:00 PM**  **Completed**

	2024	2023	2022	2021
Institution unrestricted net assets	\$6,282,996.00	\$6,161,750.00	\$7,169,712.00	\$5,387,737.00
Institution expendable restricted net assets	\$316,710.00	\$393,438.00	\$9,326.00	\$754,063.00
Component Unit (C.U.) unrestricted net assets	\$488,043.00	\$482,934.00	\$450,231.00	\$352,402.00
C.U. temporarily restricted net assets	\$4,052,977.00	\$3,294,856.00	\$4,992,117.00	\$3,357,231.00
C.U. net investment in plant	\$0.00	\$0.00	\$0.00	\$0.00
Numerator total	\$11,140,726.00	\$10,332,978.00	\$12,621,386.00	\$9,851,433.00
Institution operating expenses	\$19,613,334.00	\$18,940,733.00	\$17,417,346.00	\$17,197,165.00
Institution nonoperating expenses	\$101,721.00	\$139,898.00	\$181,174.00	\$227,445.00
C.U. total expenses	\$976,769.00	\$1,242,808.00	\$1,434,611.00	\$1,531,834.00
Denominator total	\$20,691,824.00	\$20,323,439.00	\$19,033,131.00	\$18,956,444.00
Primary reserve ratio	0.54	0.51	0.66	0.52
Primary reserve strength	4.05	3.82	4.96	3.91
Primary reserve weight	0.35	0.35	0.35	0.35

Primary reserve CFI	1.42	1.34	1.74	1.37
Institution operating income (loss)	(\$10,490,345.00)	(\$11,637,048.00)	(\$9,448,775.00)	(\$8,949,750.00)
Institution net nonoperating revenues	\$8,954,068.00	\$10,756,678.00	\$8,863,159.00	\$8,572,485.00
C.U. change in unrestricted net assets	\$5,109.00	\$32,703.00	\$97,829.00	(\$110,627.00)
Numerator total	(\$1,531,168.00)	(\$847,667.00)	(\$487,787.00)	(\$487,892.00)
Institution operating revenues	\$7,858,167.00	\$7,303,685.00	\$7,968,577.00	\$8,247,415.00
Institution nonoperating revenues	\$9,055,789.00	\$10,896,576.00	\$9,755,725.00	\$8,799,930.00
C.U. total unrestricted revenues	\$981,878.00	\$1,275,511.00	\$1,532,440.00	\$1,421,207.00
Denominator total	\$17,895,834.00	\$19,475,772.00	\$19,256,742.00	\$18,468,552.00
Net operating revenue ratio	-0.09	-0.04	-0.03	-0.03
Net operating revenue strength	-4.00	-3.35	-2.31	-2.03
Net operating revenue weight	0.10	0.10	0.10	0.10
Net operating revenue CFI	-0.40	-0.33	-0.23	-0.20

Change in net assets plus C.U. change in net assets	\$169,818.00	(\$1,801,487.00)	\$4,964,195.00	\$895,985.00
Total net assets plus C.U. total net assets (beginning of year).	\$31,420,999.00	\$33,221,778.00	\$28,256,255.00	\$27,168,194.00
Return on net assets ratio	0.01	-0.05	0.18	0.03
Return on net assets strength	0.27	-2.71	9.00	1.65
Return on net assets weight	0.20	0.20	0.20	0.20
Return on net assets CFI	0.05	-0.54	1.80	0.33
Numerator – expendable net assets (from Primary Reserve Numerator)	\$11,140,726.00	\$10,332,978.00	\$12,621,386.00	\$9,851,433.00
Institution long-term debt (total project-related debt)	\$1,719,137.00	\$2,175,792.00	\$2,437,800.00	\$2,801,346.00
C.U. long-term debt (total project-related debt)	\$0.00	\$0.00	\$0.00	\$0.00
Denominator – total long-term + C.U. debt (total project related debt)	\$1,719,137.00	\$2,175,792.00	\$2,437,800.00	\$2,801,346.00
Viability ratio	6.48	4.75	5.18	3.52

Viability strength	10.00	10.00	10.00	8.43
Viability weight	0.35	0.35	0.35	0.35
Viability CFI (p. 115)	3.50	3.50	3.50	2.95
Total Composite Financial Indicator Score	4.57	3.96	6.81	4.45
Comments				

 **Public CFI - Audited Financials (Including GASB)**

03/18/2024 02:59 PM

 **Completed**

Public CFI - Audited Financials (Including GASB)

3/18/2024 2:59:00 PM

 **Completed**

	2024	2023	2022	2021
Institution unrestricted net assets	\$2,512,388.00	\$3,023,553.00	\$4,085,008.00	\$3,090,158.00
Institution expendable restricted net assets	\$316,710.00	\$393,438.00	\$9,326.00	\$754,063.00
Component Unit (C.U.) unrestricted net assets	\$488,043.00	\$482,934.00	\$450,231.00	\$352,402.00
C.U. temporarily restricted net assets	\$4,052,977.00	\$3,294,856.00	\$4,992,117.00	\$3,357,231.00
C.U. net investment in plant	\$0.00	\$0.00	\$0.00	\$0.00
Numerator total	\$7,370,118.00	\$7,194,781.00	\$9,536,682.00	\$7,553,854.00

Institution operating expenses	\$18,980,923.00	\$18,994,226.00	\$18,204,471.00	\$17,444,279.00
Institution nonoperating expenses	\$101,721.00	\$139,898.00	\$181,174.00	\$227,445.00
C.U. total expenses	\$976,769.00	\$1,242,808.00	\$1,434,611.00	\$1,531,834.00
Denominator total	\$20,059,413.00	\$20,376,932.00	\$19,820,256.00	\$19,203,558.00
Primary reserve ratio	0.37	0.35	0.48	0.39
Primary reserve strength	2.76	2.65	3.61	2.96
Primary reserve weight	0.35	0.35	0.35	0.35
Primary reserve CFI	0.97	0.93	1.26	1.04
Institution operating income (loss)	(\$11,122,756.00)	(\$11,690,541.00)	(\$10,235,900.00)	(\$9,196,864.00)
Institution net nonoperating revenues	\$8,954,068.00	\$10,756,678.00	\$8,863,159.00	\$8,572,485.00
C.U. change in unrestricted net assets	\$5,109.00	\$32,703.00	\$97,829.00	(\$110,627.00)
Numerator total	(\$2,163,579.00)	(\$901,160.00)	(\$1,274,912.00)	(\$735,006.00)
Institution operating revenues	\$7,858,167.00	\$7,303,685.00	\$7,968,577.00	\$8,247,415.00
Institution nonoperating revenues	\$9,055,789.00	\$10,896,576.00	\$9,755,725.00	\$8,799,930.00

C.U. total unrestricted revenues	\$981,878.00	\$1,275,511.00	\$1,532,440.00	\$1,421,207.00
Denominator total	\$17,895,834.00	\$19,475,772.00	\$19,256,742.00	\$18,468,552.00
Net operating revenue ratio	-0.12	-0.05	-0.07	-0.04
Net operating revenue strength	-4.00	-3.56	-4.00	-3.06
Net operating revenue weight	0.10	0.10	0.10	0.10
Net operating revenue CFI	-0.40	-0.36	-0.40	-0.31
Change in net assets plus C.U. change in net assets	(\$462,593.00)	(\$1,854,980.00)	\$4,177,070.00	\$648,871.00
Total net assets plus C.U. total net assets (beginning of year).	\$28,282,802.00	\$30,137,074.00	\$25,958,676.00	\$25,110,042.00
Return on net assets ratio	-0.02	-0.06	0.16	0.03
Return on net assets strength	-0.82	-3.08	8.00	1.29
Return on net assets weight	0.20	0.20	0.20	0.20
Return on net assets CFI	-0.16	-0.62	1.60	0.26

Numerator – expendable net assets (from Primary Reserve Numerator)	\$7,370,118.00	\$7,194,781.00	\$9,536,682.00	\$7,553,854.00
Institution long-term debt (total project-related debt)	\$1,719,137.00	\$2,175,792.00	\$2,437,800.00	\$2,801,346.00
C.U. long-term debt (total project-related debt)	\$0.00	\$0.00	\$0.00	\$0.00
Denominator – total long-term + C.U. debt (total project related debt)	\$1,719,137.00	\$2,175,792.00	\$2,437,800.00	\$2,801,346.00
Viability ratio	4.29	3.31	3.91	2.70
Viability strength	10.00	7.93	9.38	6.47
Viability weight	0.35	0.35	0.35	0.35
Viability CFI (p. 115)	3.50	2.78	3.28	2.26
Total Composite Financial Indicator Score	3.90	2.73	5.74	3.25
Comments				

Final Verification

03/19/2024 04:25 PM

Completed

Final Verification

3/19/2024 4:25:00 PM

Completed

* Required

I verify that the reported information is accurate and has been verified by the Accreditation Liaison Officer. *

Yes

I verify that the reported information is accurate and has been verified by the Chief Financial Officer. *

Yes

This form is closed.