

# IPEDS Graduation Rate Study

February 21, 2024

## 2020 Cohort

Submitted by Jade Erickstad

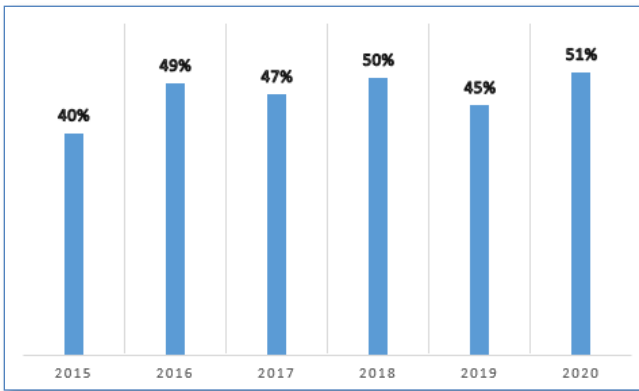
### IPEDS Graduation Rate

Graduation Rates is an annual component of IPEDS. The graduation rate is calculated by dividing the number of full-time, first-time, degree-seeking students who completed their program within 150 percent of normal time by the total number of students entering as full-time, first-time, degree-seeking students during the fall semester (cohort).

### 2020 Cohort Graduation Rate

The 2020 Cohort is the number of first-time, full-time students who began seeking a degree in the fall of 2020 and completed the degree by August 31, 2023.

LRSC's 2020 Cohort consists of 170 students, of which 86 graduated within 150% of normal time. This results in a graduation rate of 51%, which is a 6% increase from the 2019 Cohort. Below is a five-year comparison of graduation rates for LRSC.

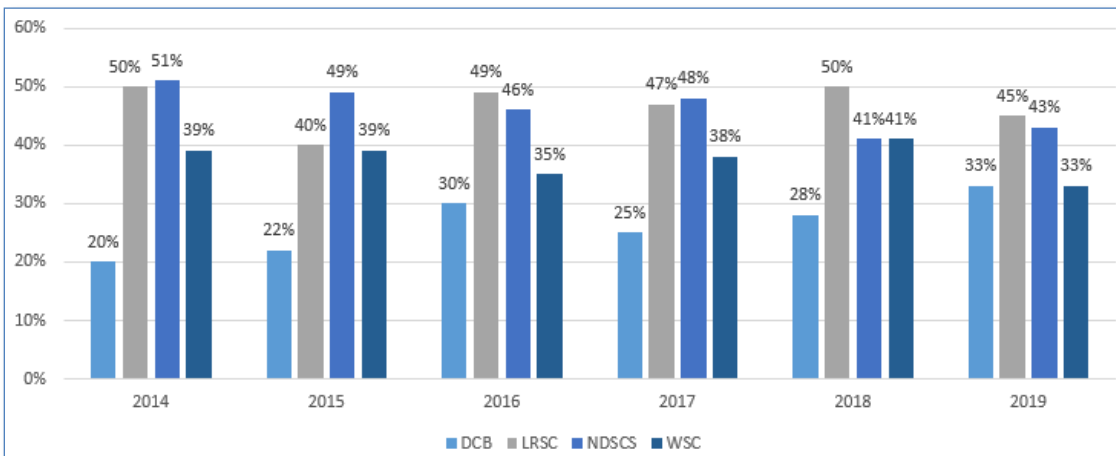


### IPEDS Cohort Transfer Out Rate

Of the 170 students in the 2020 Cohort, 26 transferred to another institution for a transfer out rate of 15%. The institution most commonly transferred to was UND, with 7 of the 26 students transferring there.

### NDUS Community College Comparison

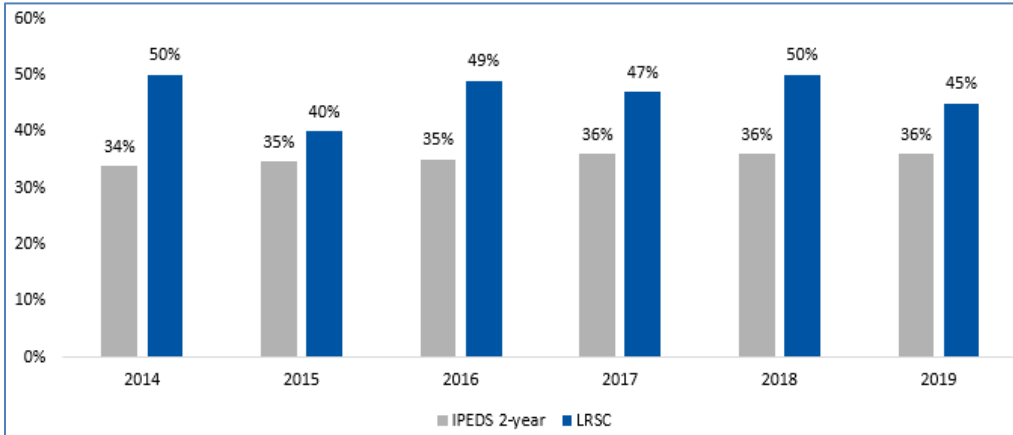
Below is a six-year comparison of graduation rates between LRSC and NDUS community colleges.



Notes: (1) Institutions are currently reporting on the 2020 Cohort so that data is not yet available. (2) Bismarck State College reports to IPEDS as a four-year institution, so comparative data is not available.

## IPEDS National Comparison

Below is a six-year comparison of graduation rates between LRSC and all two-year postsecondary institutions as reported to IPEDS.



Notes: Institutions are currently reporting on the 2020 cohort so that data is not yet available.

## IPEDS Graduation Rate by Program

Program	# Students in IPEDS Cohort	# Students Graduated	Graduation Rate
Accounting/Business Administration	21	13	62%
Associate Degree Nurse	0	0	-
Automotive Technology	8	2	25%
Early Childhood Education	7	3	43%
Fitness Trainer Technician	7	4	57%
Information Technology	6	3	50%
Law Enforcement	12	3	25%
Liberal Arts	63	30	48%
Licensed Practice Nursing	17	7	41%
Marketing	0	0	-
Peace Officer Training	5	4	80%
Precision Agriculture	17	11	65%
Simulation Technology	1	1	100%
Speech Language Pathology	0	0	-
Wind Energy	6	5	83%
<b>Total</b>	<b>170</b>	<b>86</b>	<b>51%</b>

## IPEDS Graduation Rate by Athletic Team

Program	# Students in IPEDS Cohort	# Students Graduated	Graduation Rate
Baseball	8	5	75%
Basketball, Men	6	3	50%
Basketball, Women	5	3	60%
Softball	6	5	83%
Volleyball	6	4	67%

## IPEDS Graduation Rate for On-Campus Housing

Of the 170 students in the 2020 Cohort, 86 lived in the residence halls. Of those 86 students, 52 students graduated for a graduation rate of 60%.