

Student Achievement Measure Report

April 28, 2026

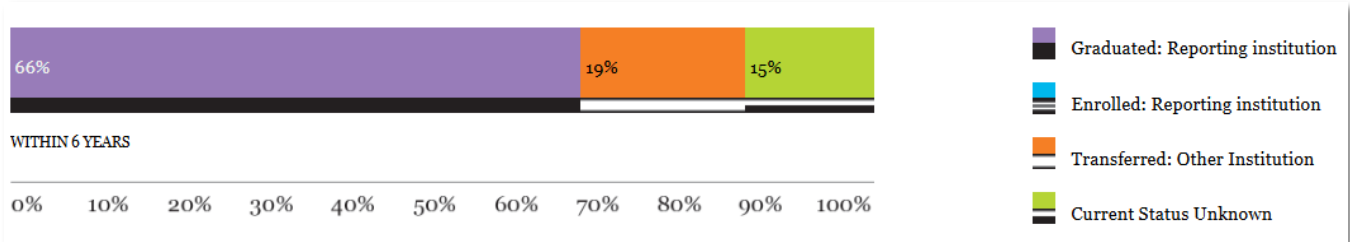
Fall 2019 Cohort

Submitted by Jade Erickstad

SAM Results

First-time-at-Institution, All students

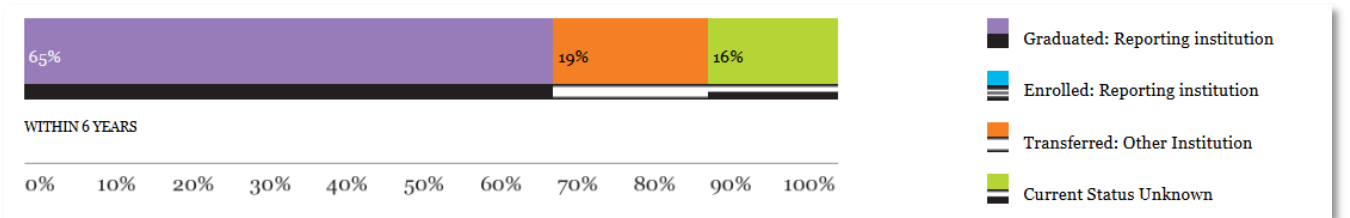
LRSC reported 273 students in this cohort. Of those 273 students, 179 graduated, 2 are still enrolled, 52 transferred with no degree from LRSC, and 42 did not earn a degree nor did they transfer (current status unknown).



OUTCOMES FOR STUDENT STARTING AT LAKE REGION STATE COLLEGE IN FALL 2019 BY SUMMER 2025	
Associate degree from Lake Region State College	26%
+ Associate degree from Lake Region State College - with later transfer to another institution	31%
+ Certificate award from Lake Region State College	6%
+ Certificate award from Lake Region State College - with later transfer to another institution	3%
= Total Graduated from Lake Region State College	66%
Enrolled at Lake Region State College	0%
Transferred with no degree or certificate from Lake Region State College*	19%
Current Status Unknown	15%

First-time-at-Institution, Full-time students

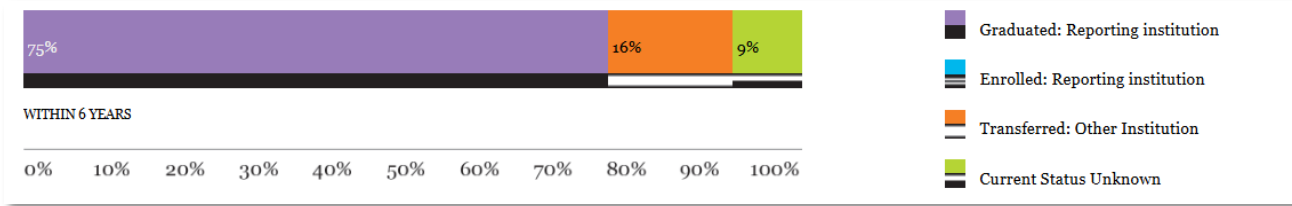
LRSC reported 236 students in this cohort. Of those 236 students, 151 graduated, none are still enrolled, 46 transferred with no degree from LRSC, and 39 did not earn a degree nor did they transfer (current status unknown).



OUTCOMES FOR STUDENT STARTING AT LAKE REGION STATE COLLEGE IN FALL 2019 BY SUMMER 2025	
Associate degree from Lake Region State College	24%
+ Associate degree from Lake Region State College - with later transfer to another institution	32%
+ Certificate award from Lake Region State College	6%
+ Certificate award from Lake Region State College - with later transfer to another institution	3%
= Total Graduated from Lake Region State College	65%
Enrolled at Lake Region State College	0%
Transferred with no degree or certificate from Lake Region State College*	19%
Current Status Unknown	16%

First-time-at-Institution, Part-time students

LRSC reported 37 students in this cohort. Of those 37 students, 28 graduated, none are still enrolled, 6 transferred with no degree from LRSC, and 3 did not earn a degree nor did they transfer (current status unknown).



OUTCOMES FOR STUDENT STARTING AT LAKE REGION STATE COLLEGE IN FALL 2019 BY SUMMER 2025

	Associate degree from Lake Region State College	38%
+	Associate degree from Lake Region State College - with later transfer to another institution	24%
+	Certificate award from Lake Region State College	8%
+	Certificate award from Lake Region State College - with later transfer to another institution	5%
=	Total Graduated from Lake Region State College	75%
	Enrolled at Lake Region State College	0%
	Transferred with no degree or certificate from Lake Region State College*	16%
	Current Status Unknown	9%

Year-to-Year Comparison, All students

Cohort	Total Students	Graduated	Enrolled	Transferred	
				without degree	Unknown
Fall 2009	249	55%	1%	24%	17%
Fall 2010	241	52%	0%	23%	25%
Fall 2011	235	58%	0%	26%	19%
Fall 2012	219	51%	1%	36%	11%
Fall 2013	229	62%	1%	17%	20%
Fall 2014	232	65%	1%	22%	12%
Fall 2015	237	62%	1%	21%	16%
Fall 2016	262	65%	0%	23%	12%
Fall 2017	253	63%	0%	25%	12%
Fall 2018	254	69%	0%	18%	13%
Fall 2019	273	66%	0%	19%	15%

