

# IPEDS Graduation Rate Study

January 27, 2026

## 2022 Cohort

Submitted by Jade Erickstad

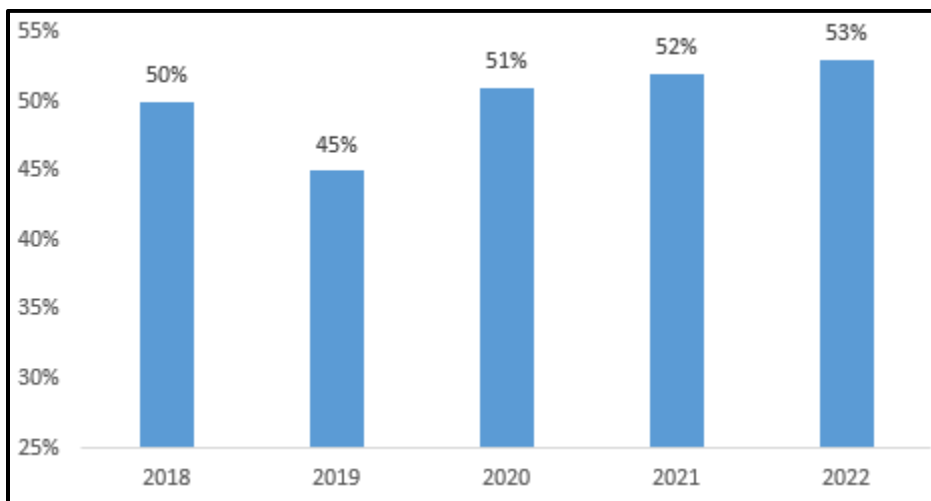
### IPEDS Graduation Rate

Graduation Rates are an annual component of IPEDS. The graduation rate is calculated by dividing the number of full-time, first-time, degree-seeking students who completed their program within 150 percent of normal time by the total number of students entering as full-time, first-time, degree-seeking students during the fall semester (cohort).

### 2022 Cohort Graduation Rate

The 2022 Cohort is the number of first-time, full-time students who began seeking a degree in the fall of 2022 and completed the degree by August 31, 2025.

LRSC's 2022 Cohort consists of 173 students, of which 92 graduated within 150% of normal time. This results in a graduation rate of 53%. Below is a five-year comparison of graduation rates for LRSC.

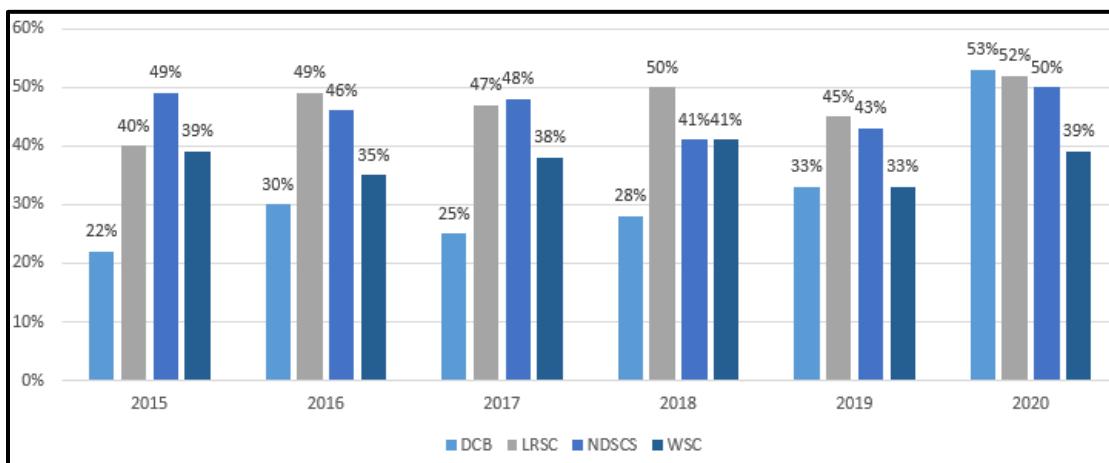


### IPEDS Cohort Transfer Out Rate

Of the 173 students in the 2022 Cohort, 32 transferred to another institution, prior to completing their program, for a transfer out rate of 18%. The institution most commonly transferred to was UND, with 8 of the 32 students transferring there.

### NDUS Community College Comparison

Below is a six-year comparison of graduation rates between LRSC and NDUS community colleges.

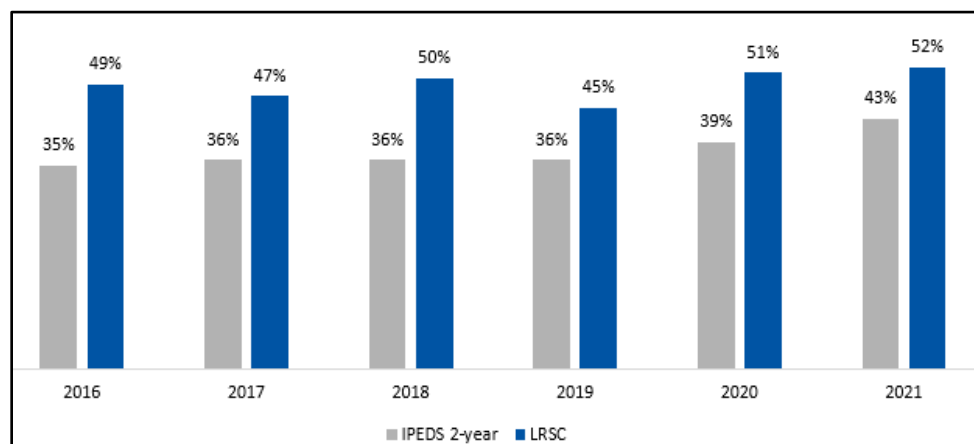


Notes: (1) 2021 data is not yet available for other institutions. (2) Bismarck State College reports to IPEDS as a four-year institution, so comparative data is not available.

Source: <https://nces.edu.gov/collegenavigator>

## IPEDS National Comparison

Below is a six-year comparison of graduation rates between LRSC and all two-year postsecondary institutions as reported to IPEDS.



Notes: Institutions are currently reporting on the 2020 cohort so that data is not yet available.

Source for IPEDS Data: NCES Trend Generator > Graduation and Retention Rates > What is the Graduation Rate within 150% of normal time at 2-year postsecondary institutions.

## IPEDS Graduation Rate by Program

Program	# Students in IPEDS Cohort	# Students Graduated	Graduation Rate
Accounting/Business Administration	17	11	65%
Agriculture	10	8	80%
Associate Degree Nurse	0	0	-
Automotive Technology	9	7	78%
Early Childhood Education	4	1	25%
Fitness Trainer Technician	7	2	29%
Information Technology	2	1	50%
Law Enforcement	8	3	38%
Liberal Arts	91	45	49%
Licensed Practice Nursing	15	9	60%
Marketing	3	0	0%
Peace Officer Training	2	1	50%
Simulation Technology	0	0	-
Speech Language Pathology	1	0	0%
Wind Energy	4	4	100%
<b>Total</b>	<b>173</b>	<b>92</b>	<b>53%</b>

## IPEDS Graduation Rate by Athletic Team

Program	# Students in IPEDS Cohort	# Students Graduated	Graduation Rate
Baseball	10	3	30%
Basketball, Men	7	4	57%
Basketball, Women	7	3	43%
Softball	8	5	63%
Volleyball	10	8	80%

## IPEDS Graduation Rate for On-Campus Housing

Of the 173 students in the 2022 IPEDS Cohort, 78 lived in the residence halls. Of those 94 students, 40 students graduated for a graduation rate of 51%.