

# Quick Data

## 2014-2015

### Lake Region State College

#### ENROLLMENT

##### PROGRAM ENROLLMENT

	Fall 2012	Fall 2013	Fall 2014
Liberal Arts (AA/AS)	330	260	247
Accounting/Business Admn	64	52	45
Administrative Assistant	10	13	11
Adult Farm Management	46	52	44
American Sign Language	8	10	9
Associate Degree Nurse	15	26	26
Automotive Technology	23	20	17
Early Childhood Education	37	40	33
Fitness Trainer Technician	13	15	17
Information Technology	13	16	11
Law Enforcement/POTP	56	54	68
Marketing	10	8	7
Office Management	3	1	-
Practical Nursing	73	73	77
Precision Agriculture	-	21	44
Simulator Maintenance	14	27	26
Speech Language Path Asst	11	13	14
Wind Energy Technician	19	15	10

##### FALL HEADCOUNT ENROLLMENT

(Fourth week census student headcount enrollments as reported to NDUS and IPEDS)

	2012	2013	2014
Full Time	524	486	530
Part Time	<u>1450</u>	<u>1412</u>	<u>1,458</u>
Total	1974	1898	1,988

##### FULL-TIME EQUIVALENCY (FTE)

Fall 2012	Fall 2013	Fall 2014
972.95	943.55	977.75

##### UNDUPLICATED HEADCOUNT ENROLLMENT

(Fall, spring, summer, end of semester)

2011-2012	2012-2013	2013-2014
3,487	3,261	3,145

#### DEMOGRAPHICS

##### RESIDENCY

Students from in state	84%
Students from out-of-state	14%
International students	2%

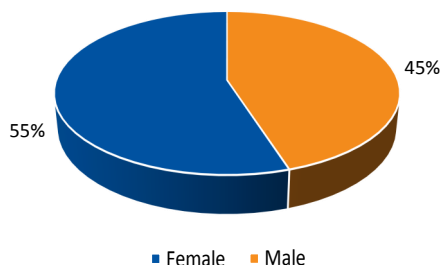
##### TOP 3 STATES FOR RESIDENCY

North Dakota	1,671
Minnesota	185
South Dakota	11

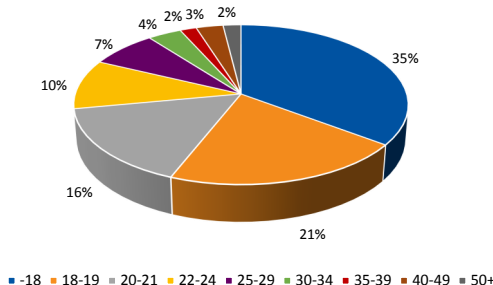
##### ENROLLMENT BY ETHNICITY

White	1,642
Black or African American	74
Non-resident Alien	58
Hispanic/Latino	57
Two or more races	48
American Indian or Alaska Native	45
Asian	21
Native Hawaiian or Other Pacific Islander	2
Unknown	41

##### ENROLLMENT BY GENDER



##### ENROLLMENT BY AGE



## ACADEMICS

### TOTAL CREDITS GENERATED

Fall 2014	14,666
Fall 2013	14,153
Fall 2012	14,594

### CREDITS BY LOCATION

	Fall 2012	Fall 2013	Fall 2014
Devils Lake	39%	38%	40%
Dual Credit	18%	18%	18%
IVN	2%	1%	1%
Online	22%	24%	20%
GFAFB	14%	16%	16%
Launch!	5%	3%	3%
POTP & Nursing off Campus	-	-	3%

### AVERAGE ACT SCORE

(Fall 2014, Degree-seeking students)  
Composite 23

### DEGREES AWARDED

(July 1, 2013 through June 30, 2014)  
Associate 201  
Diploma/Certificate 108

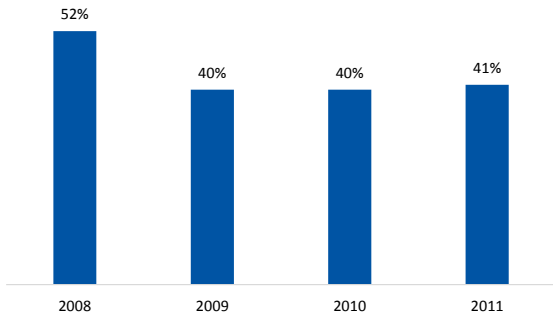
### PLACEMENT RATE

(2012-2013 graduates, all programs)  
87%

## PERSISTENCE

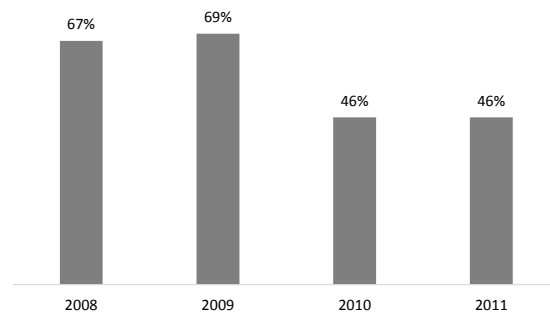
### GRADUATION RATE

(Full-time, first-time, graduating within three years of beginning a program)



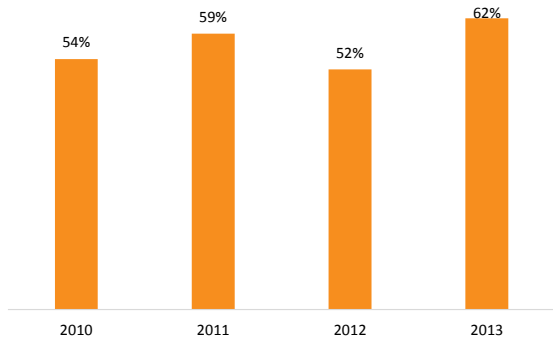
### STUDENT ATHLETE GRADUATION RATE

(Full-time, first-time, graduating within three years of beginning a program)



### RETENTION RATE

(Full-time, first-time, fall to fall retention)



## FINANCIAL AID

### STUDENT FINANCIAL AID

(Fall 2012, All undergraduates)

Aid type	Students awarded	Total awarded
Grant or scholarship aid*	496	\$2,022,993
Pell grants	324	\$1,204,324
Federal student loans	411	\$2,247,495

\*from the federal government, state/local government, the institution, and other sources