

Graduation Rate Study

October 26, 2015

2012 Cohort

Submitted by Brandi Nelson

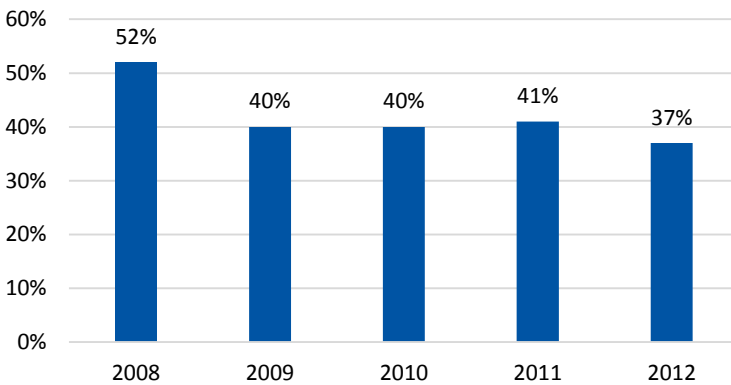
IPEDS Graduation Rate

Graduation Rates is an annual component of IPEDS. The graduation rate is calculated by dividing the number of students who completed their program within 150 percent of normal time by the number of students entering as full-time, first-time, degree-seeking students in a particular year (cohort).

2012 Graduation Rate

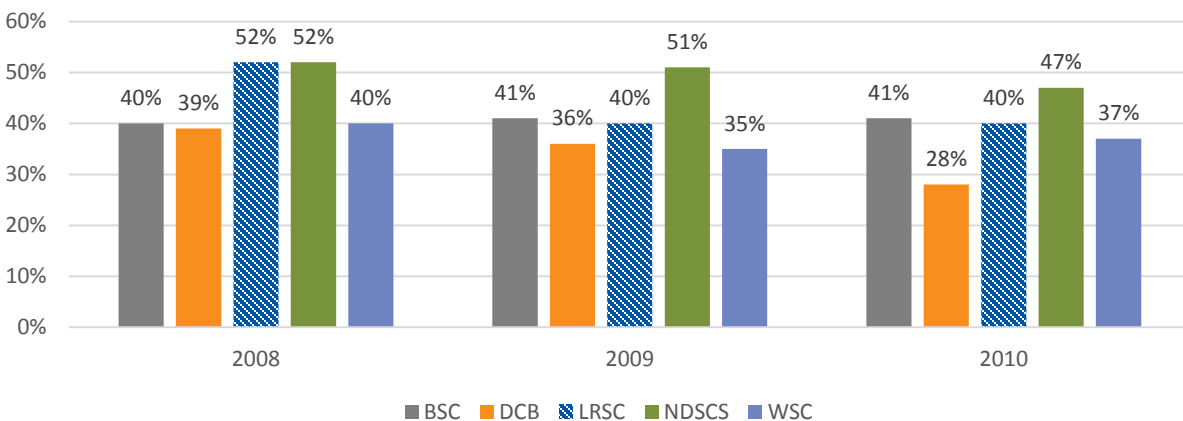
The 2012 Cohort is the number of first-time, full-time students who began seeking a degree in the fall of 2012 and completed the degree by August 31, 2015.

LRSC's 2012 Cohort consists of 204 students, of which 76 graduated within 150% of normal time. This results in a graduation rate of 37%, which is a 4% decrease from the 2011 Cohort. Below is a five year comparison of graduation rates for LRSC.



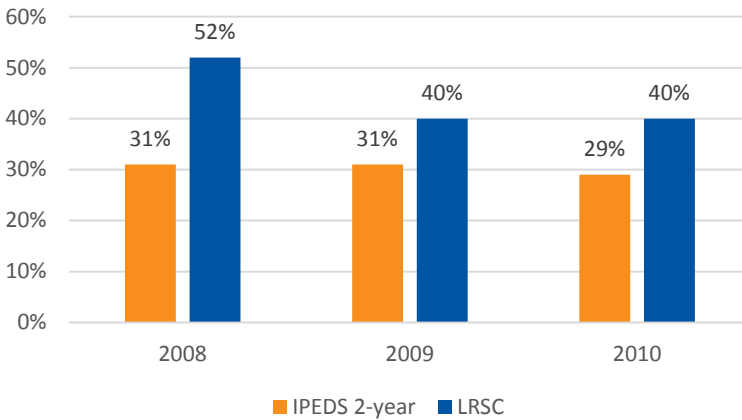
NDUS Community College Comparison

Below is a three year comparison of graduation rates between LRSC and community colleges in the NDUS. The 2011 and 2012 Cohort data is not yet available.



IPEDS National Comparison

Below is a three year comparison of graduation rates between LRSC and all public 2-year institutions that reported data to IPEDS. The 2011 and 2012 Cohort data is not yet available.



Graduation Rate by Program

Program	Degree Level	# Students in Cohort	# Students Graduated	Program GR
Accounting/Business Administration	Associate	8	4	50%
Administrative Assistant & Office Management	Associate	2	1	50%
American Sign Language & Interpreting Studies	Associate	3	0	0%
Automotive Technology	Associate	1	1	100%
Automotive Technology	Certificate	3	1	33%
Automotive Technology	Diploma	3	0	0%
Early Childhood Education	Associate	5	3	60%
Early Childhood Education	Certificate	2	0	0%
Fitness Trainer Technician	Associate	2	0	0%
Law Enforcement	Associate	17	6	35%
Liberal Arts	Associate of Arts	102	23	22%
Liberal Arts	Associate of Science	25	17	68%
Marketing	Associate	4	2	50%
Peace Officer Training	Certificate	3	1	33%
Practical Nursing	Certificate	5	0	0%
Precision Agriculture	Associate	2	2	100%
Simulator Maintenance Technician	Associate	10	10	100%
Wind Energy Technician	Associate	6	4	67%
Wind Energy Technician	Certificate	1	1	100%
TOTAL		204	76	37%

Strategies for Graduation Rate Increase

LRSC set a goal in its 2015-2020 Strategic Plan to increase the graduation rate. In addition, President Darling set a 2% graduation rate increase in his goals to the Chancellor. To achieve these goals, the following should be considered:

Launch! Completers

Of the 204 students in the 2012 Cohort, 42 (21%) are in the Launch! Program. Of those 42 students, 24 (57%) successfully completed the Launch! Program. To successfully complete the program, students must complete 24 general education credit hours. LRSC does not award a certificate to these completers as some campuses with similar programs do. If LRSC had awarded a certificate to the 57% of Launch! students who successfully completed the program, the 2012 Cohort graduation rate would be 49% instead of 37%.

The Director of Instructional Services is researching the option of adding a degree level to Liberal Arts, effective spring 2016. This would allow LRSC to award a Certificate in Liberal Arts to the Launch! students who successfully complete the program.

Degree Completers

The Power Skills Center and Disability Services Coordinator position was revised in July 2015 from a ten-month to a twelve-month contract. During the additional summer months, this position is responsible for coordinating with the Registrar's Office to identify, contact, and advise students who are near degree completion but not enrolled, and students who are eligible for a degree but have not completed the *Intent to Graduate Form*.